



WHAT YOU NEED TO KNOW WHEN YOU **APPLY AGAIN** FOR INTERNATIONAL PROTECTION **(SUBSEQUENT APPLICATION)**



You are now in Ireland which is an EU+ country.

The EU+ countries are:



the 27 Member States of the European Union (EU): Austria, Belgium, Bulgaria, Croatia, Cyprus, Czechia, Denmark, Estonia, Finland, France, Germany, Greece, Hungary, Italy, Latvia, Lithuania, Luxembourg, Malta, Netherlands, Poland, Portugal, Republic of Ireland, Romania, Slovakia, Slovenia, Spain, Sweden and



4 other countries: Iceland, Liechtenstein, Norway and Switzerland.

CONTENTS

What is a subsequent application?	3
What is the procedure?	
➤ Step 1: your application must be registered and lodged again	5-9
➤ Step 2: pre-examination of your application	9-10
➤ Step 3: examination of your application on the merit	11
➤ Step 4: decision on your application	12
What are my rights?	13-16
What are my obligations?	17-20
What are the consequences if I do not meet my obligations?	21-22
You will receive special support if you need it	23
What if you want to return to your country?	24

➤ WHAT IS A SUBSEQUENT APPLICATION?

When you apply for international protection (also known as asylum) for the second time or more in any EU+ country, your new application is called a subsequent application.

Your new application is a subsequent application even if your previous application was made in another EU+ country.

A subsequent application is not an appeal of the previous decision you received. You can make a subsequent application only when the procedure concerning your previous application has been finalised. This means that:

- you have already received a decision on your previous application
- there is no appeal ongoing, and
- the time limit to lodge an appeal has expired.

Simply disagreeing with the previous decision is not a reason to apply for international protection again.

If you make a subsequent application, you need to present **new elements (such as evidence or documents)** that support your claim of being in need of international protection.



New elements are elements that support your claim for international protection and which you were unable to present during your previous application(s).



New elements can be new documents or evidence that you received or events that happened after the date of the decision on your last application, for example:

- new events that happened to you
- new events that happened in your home country
- changes in your personal situation.

Exceptionally, new elements can also be elements that existed during your previous application, if one of the following reasons apply.

- It was not possible for you to know these new elements at the time of your previous application.
- For good reason, you could not talk about these new elements. In this case, you will need to explain these reasons.

The information that you presented in your previous application will be taken into consideration. Your previous application however will not be examined again.

➤ WHAT IS THE PROCEDURE?

After informing the authorities that you are applying for international protection again (which is called a subsequent application), there are several steps in the procedure.

Step 1. Your application must be registered and lodged again

Registration and lodging include the following aspects.



Your fingerprints will be taken.



Your photograph will be taken.



You will be asked to present all your identity, travel and any other relevant documents as well as new documents in your possession.



You will be asked to provide your contact details (address, a telephone number and an email address).



You will be asked some questions about your health and any vulnerabilities to see if you require any special supports



You and your personal belongings may be searched. Your personal belongings remain your property and will be returned to you, except for any belongings that are considered dangerous.




You will be asked to

- provide your personal details and information about your family members residing in this country or another EU+ country (if any);
- explain the reasons for making the subsequent application.



You will be asked to do the following.

- Submit all information and documents available to support your application. This includes the new elements based on which you made a subsequent application. New elements can be new facts or evidence suggesting that you need international protection.
- Answer questions about your previous applications for international protection.



Any information you share with the authorities will stay confidential. This information will never be shared with those from whom you are seeking protection.

➤ WHEN AND WHERE WILL THE REGISTRATION AND LODGING OF YOUR APPLICATION TAKE PLACE?

Your application for international protection will be registered at the Citywest Screening Centre. The registration must take place at the latest within 5 days of the making of your application for International Protection.

Once your application has been registered, you will have to lodge it at the Citywest Screening Centre on the date and at the time that will be communicated to you during the registration.

The lodging of your application must take place at the latest within 21 days of the date of the registration of your application.

It is very important that you lodge your application. If you fail to lodge your application, it will be considered withdrawn, unless the reason for this failure is beyond your control. This means that you will lose your status as an applicant, your right to support and services, and the right to stay in this country.





After registration, you will receive an official document stating that your application was made and registered. Once you have lodged your application, you will receive an official digital document stating that you are an applicant for international protection. This document is called an International Protection Applicant Certificate and can be stored on your phone. You must carry it with you at all times.

Step 2. Preliminary examination of your application



Once your application is lodged, the next step is the **preliminary examination of your application**.

During the preliminary examination, the authorities will assess whether the elements you submitted are indeed new and whether these elements are likely to change the result of your previous application that was rejected.



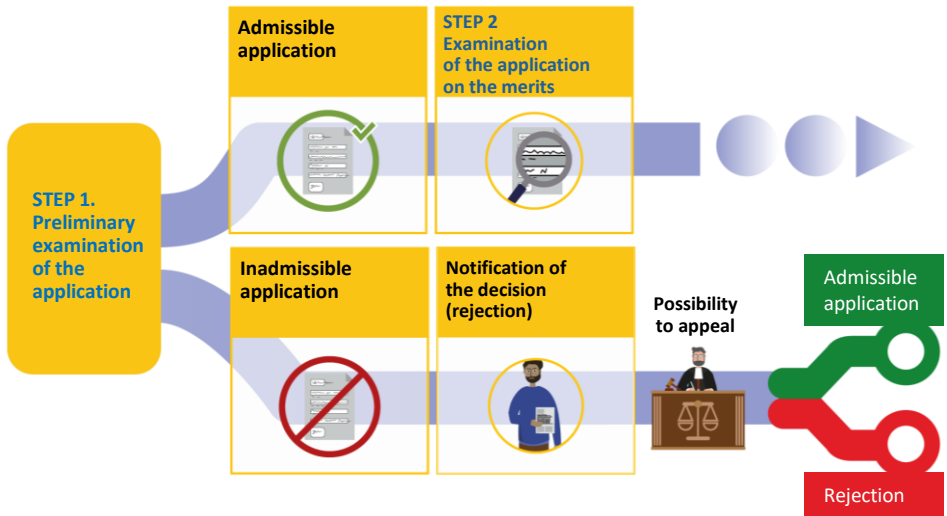
During the preliminary examination, you may be invited to an interview. If you're not invited to an interview, the preliminary examination will be based only on the elements submitted in the file.

As a result of the preliminary examination, your application can be either considered:

- **admissible**, or
- **inadmissible**.

If your application is **admissible**, **your application will be examined further**. This means that you will follow the same steps as in the standard asylum procedure.

If your application is **inadmissible**, **it will not be examined further and the procedure will end**. The authorities will inform you about the reasons your application was found inadmissible. You will be notified of the decision in writing. If you do not agree with the decision, you can appeal against it. You can ask for a legal adviser (lawyer) free of charge to help you appeal.



○ Your application is **admissible** if you present **new elements** in your application and these new **elements suggest that you need international protection**.

○ Your application is **inadmissible** if you do not present new elements that suggest that you need international protection.

If your application is found to be admissible, the following steps will apply.

Step 3. Examination of your application on the merits

If your application is admissible, the authorities will examine the reasons you are asking for international protection and why you do not want to return to your home country (which is called an examination on the merits). If your application is admissible, it will follow the same steps as in the standard asylum procedure. However, the time to examine your subsequent application might be accelerated.



You will be invited to a personal interview, unless the authority can directly take a positive decision based on the elements in your file.

MEDICAL EXAMINATION



The authorities may ask you to undergo a medical examination concerning signs of past persecution or serious harm. The examination is free of charge and you will be asked to give your consent to it.

You will be informed about the results of the examination, which will be taken into account in the assessment of your application. If no examination is requested by the authorities, you may request the examination at your own expense.

An examination at your own request does not prevent the authority from proceeding with its decision.

Step 4. The decision on your application



The authorities will notify you in writing as to whether you have been granted international protection or not.

A written decision will be sent via your electronic account on the International Protection Portal, or by post or email to you or to your legal adviser, if you have one.



POSSIBILITY TO APPEAL

If you do not agree with the decision, you can appeal it.

This means that the Tribunal for Asylum and Returns Appeals (TARA) will review the decision. You can ask for a legal adviser free of charge to help you appeal.

➤ WHAT ARE YOUR RIGHTS?

THE RIGHT TO STAY AND RECEIVE RECEPTION SUPPORT AND SERVICES

If it is your first subsequent application, in principle you are allowed to stay in this country until the examination of your application is concluded.

❗ **You may not be allowed to stay during the examination of your application if:**

- it is your second or further subsequent application; or
- you applied for international protection only to delay your imminent removal from this country.

❗ **You may not be allowed to stay during the appeal procedure.** In this case, you will be informed by the authorities about the reasons and if you can request to be allowed to stay during the appeal procedure and how.

During your stay, you will receive **reception support and services**; however, these **might be limited** based on an individual decision by the relevant authority. You can find more information about the reception support and services you will receive in a separate brochure.



YOU HAVE THE RIGHT TO RECEIVE INTERPRETATION



If you do not speak English, an interpreter will help you to communicate with the authorities during the registration and the lodging of your application as well as during your personal interview, if one takes place. The interpreter is free of charge.


YOU CAN ASK FOR A MALE OR FEMALE INTERPRETER AND INTERVIEWER FOR YOUR PERSONAL INTERVIEW, IF THIS HELPS YOU TO FULLY EXPRESS YOURSELF



Depending on your reasons and if there is availability, your request will be met.

YOU HAVE THE RIGHT TO BE INFORMED AND REQUEST FREE LEGAL COUNSELLING

You can ask for legal counselling, free of charge, during the asylum procedure.



However, **you may not be entitled to free legal counselling if:**

- you submitted your subsequent application only to 'stop' a return procedure, or
- this is your second (or further) subsequent application.

You can request information and legal counselling at the Citywest Convention Centre at the Legal Aid Board Citywest Counselling Service.

YOU CAN CONSULT A LEGAL ADVISER (LAWYER) [AT YOUR OWN EXPENSE]

A legal representative is a person providing personal legal advice or representation to you in dealing with the authorities. It is your right to consult a legal adviser at any stage of the asylum procedure at your own expense.



You can request a legal representative from the Legal Aid Board. A legal representative will be appointed to you free of charge, may provide you with legal advice before your interview, with advice on any issue arising during the process.

If you receive a negative decision and wish to appeal, the legal representative will assist you with lodging your appeal, preparing for your appeal and will attend the appeal hearing on your behalf where there is an oral hearing.

If you prefer to choose your own legal representative, share their contact details with the authorities as soon as possible, so that they can keep them informed about your application.

YOU CAN COMMUNICATE WITH THE UNITED NATIONS REFUGEE AGENCY (UNHCR) OR OTHER ORGANISATIONS

You can contact and communicate with UNHCR or their partner organisations in any step of the asylum procedure.



UNHCR protects the interests and the rights of asylum seekers and refugees. UNHCR or their partner organisations also provide information and assistance to asylum seekers.

UNHCR contact details as well as information on the asylum procedure can be found on the UNHCR webpage <https://help.unhcr.org/>

You can also contact any other organisation providing legal advice or other counselling to applicants.

➤ WHAT ARE YOUR OBLIGATIONS?

FOLLOW THE LAWS OF THIS COUNTRY



STAY IN THE COUNTRY WHERE YOU APPLIED FOR INTERNATIONAL PROTECTION



Do not attempt to go to another EU+ country or the United Kingdom (including Northern Ireland).

You are only allowed to travel to another EU+ country if you are given permission to do so by the authorities.

MAKE SURE THE AUTHORITIES CAN REACH YOU AND THAT YOU KEEP YOUR APPOINTMENTS



You must attend all appointments in person whenever you are requested so by the authorities. You must be there on time. If you are unable to attend an appointment for a serious reason, inform the authorities immediately and explain the reason.



COOPERATE FULLY WITH THE AUTHORITIES

When requested, you must do the following.

- Provide your personal details, documents and other relevant information to support your application.



- Provide identity documents. If you do not have them, explain why.



- Have your fingerprints and photograph taken.



- Lodge your application at a designated date and place.
- Attend the personal interview and respond to questions during the interview.



- Agree to be searched and to have your items searched, if the authorities request to do so. A search will only occur where necessary and justified. The authority will explain the reasons for the search. The search will be carried out by a person of the same sex as you and will be done in a way that respects your dignity.

TELL THE TRUTH



What you say is very important for the credibility of your application. This is why you need to be honest and give full and correct information about your identity, family, country of origin, the reasons for asking for international protection.

You may not remember everything so you may not be able to answer all the questions. In this case, do not invent answers but explain that you do not remember.

PROVIDE CORRECT CONTACT DETAILS AND BE REACHABLE



The authorities must be able to reach you regarding your application for international protection.

If your address, email or telephone number change, inform the authorities immediately.

You can inform the authorities of any changes by email to info@ipo.gov.ie.

! Remember, you must not leave Ireland while your application is being examined.

If you are being accommodated in a centre, you should not move elsewhere without the permission of the authorities.

SUBMIT ALL INFORMATION AND DOCUMENTS THAT SUPPORT YOUR APPLICATION TO THE INTERNATIONAL PROTECTION OFFICE

It is possible that you will not be invited for a personal interview and that the procedure will be very short, taking only a few days or even only a few hours. Therefore, it is important that you tell the authorities without delay all the reasons and the new elements for which you are applying again.

You have to present original documents, wherever possible. You must not submit a fake document.




You should submit all information and documents as soon as possible when lodging your application. If you don't have the documents immediately available, you must submit them as soon as possible, via your electronic account on the International Protection Portal or by email to info@ipo.gov.ie.



WHAT ARE THE CONSEQUENCES IF YOU DO NOT MEET YOUR OBLIGATIONS?

YOUR ASYLUM PROCEDURE WILL BE STOPPED



Your application will be considered **withdrawn or rejected**. This means that you may lose your status as an applicant for international protection and all the related rights.

This will happen if you refuse to:

- provide information when requested to do so
- have your fingerprints or photograph taken
- provide your address
- respond to questions during your personal interview, if any

It will also happen if you:

- do not lodge your application within the set time limit without a serious reason
- do not attend the personal interview without a serious reason
- do not report to the authorities when requested to do so
- do not remain in the place you are obliged to stay
- cannot be reached by the authorities
- leave the country.

You can also decide to withdraw your application at any time during the asylum procedure, for example, because you decided to return to your country. In this case, you will lose your status as an applicant for international protection.

SOME TYPE OF RECEPTION SUPPORT AND SOME SERVICES MAY BE REDUCED OR CANCELLED



In some circumstances, the authorities may decide to reduce or cancel some types of support or some services. The authorities will inform you about such a decision in writing after they evaluate your situation. You can find more information in a separate brochure.

YOUR APPLICATION MAY BE NEGATIVELY AFFECTED

If you provide misleading or false information related to your identity or your application, or if you destroy or forge documents, this may have a negative impact on your application, for example as follows.



- Your application may be rejected and you may not obtain international protection.
- Your application may be examined in the asylum border procedure (if this happens, you'll receive specific information on the procedure).

International protection could also be taken away from you if the authorities find out later that you did not tell the truth during the asylum procedure.

➤ YOU WILL RECEIVE SPECIAL SUPPORT IF YOU NEED IT

You should inform the authorities as soon as possible if you need any special support. These needs can arise from a wide variety of situations such as pregnancy, illness or experiences of psychological, physical or sexual violence.

The authorities will assess your situation and may provide additional support to facilitate your participation in the asylum procedure. For example, they may assign specialised staff to your case.



➤ WHAT IF YOU WANT TO RETURN TO YOUR COUNTRY?

At any time during the asylum procedure, you can decide to return voluntarily to:

- your country or
- a country of transit or another third country, if you have the right to do so.

You can get help with flights, travel documents and travel arrangements. You may also get some financial support, subject to eligibility.

If you decide to return voluntarily, your asylum procedure will be stopped and you will no longer have the right to stay in Ireland.

If you want to return voluntarily, contact the Voluntary Returns Unit at the Citywest Accommodation Centre by email to voluntaryreturns@justice.ie or by phone at +353 87 403 1651. You may receive information as well as assistance for your safe and legal return.



CONFIRMATION OF RECEIVING THE INFORMATION

You will be requested to confirm that you have received the information in this brochure via your electronic account on the International Protection Portal.

If you did not understand something or if you have additional questions, you can always ask.



An Roinn Dlí agus Cirt,
Gnóthaí Baile agus Imirce
Department of Justice,
Home Affairs and Migration

This brochure is for information purposes only. It does not in itself create rights or obligations. The European Union Agency for Asylum (EUAA) has provided the main body of this material, and reproduction of and alteration to this brochure is authorised by the EUAA only for EU Member States. The EUAA does not accept any responsibility or liability for the accuracy, content, completeness, legality or reliability of the information included in this brochure by EU Member States or by any other responsible third party. Neither the EUAA nor any person acting on behalf of the EUAA is responsible for the use that might be made of the information found in this brochure.

© European Union Agency for Asylum, 2025